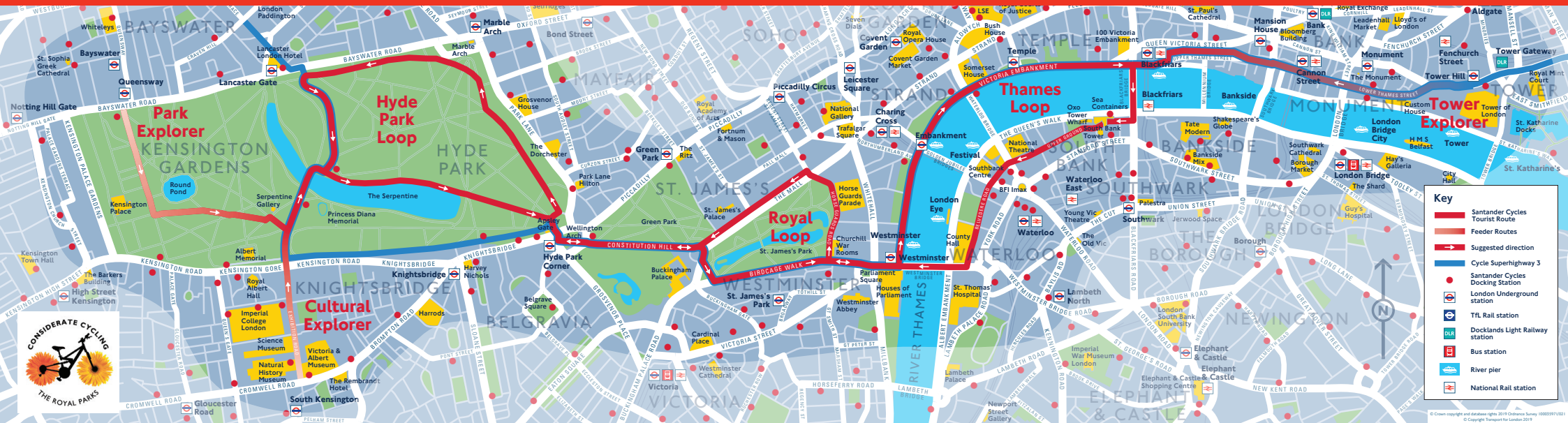


Cycle the sights with Santander Cycles



Considerate cycling tips in London's parks

Be considerate

Please give pedestrians the right of way on all shared use pathways.

Be safe

Please adhere to all pathway and road markings and signage.

Remain watchful on roads – the scenery may be lovely, but you are still sharing these areas with motorists.

Be seen and heard

Use a bell and stay safe by wearing bright clothes during the day and reflective clothing/accessories at night.

Be polite

Give way to others to allow them to pass safely. Thank other park visitors who allow you to overtake or pass them.

Stay on track

Please consider wildlife by keeping to designated cycle paths. Off-track cycling is not allowed in the Parks.

Over the next few pages there's a quick turn-by-turn guide through the route. Feel free to start and stop anywhere along it, depending on the sights you'd like to visit.

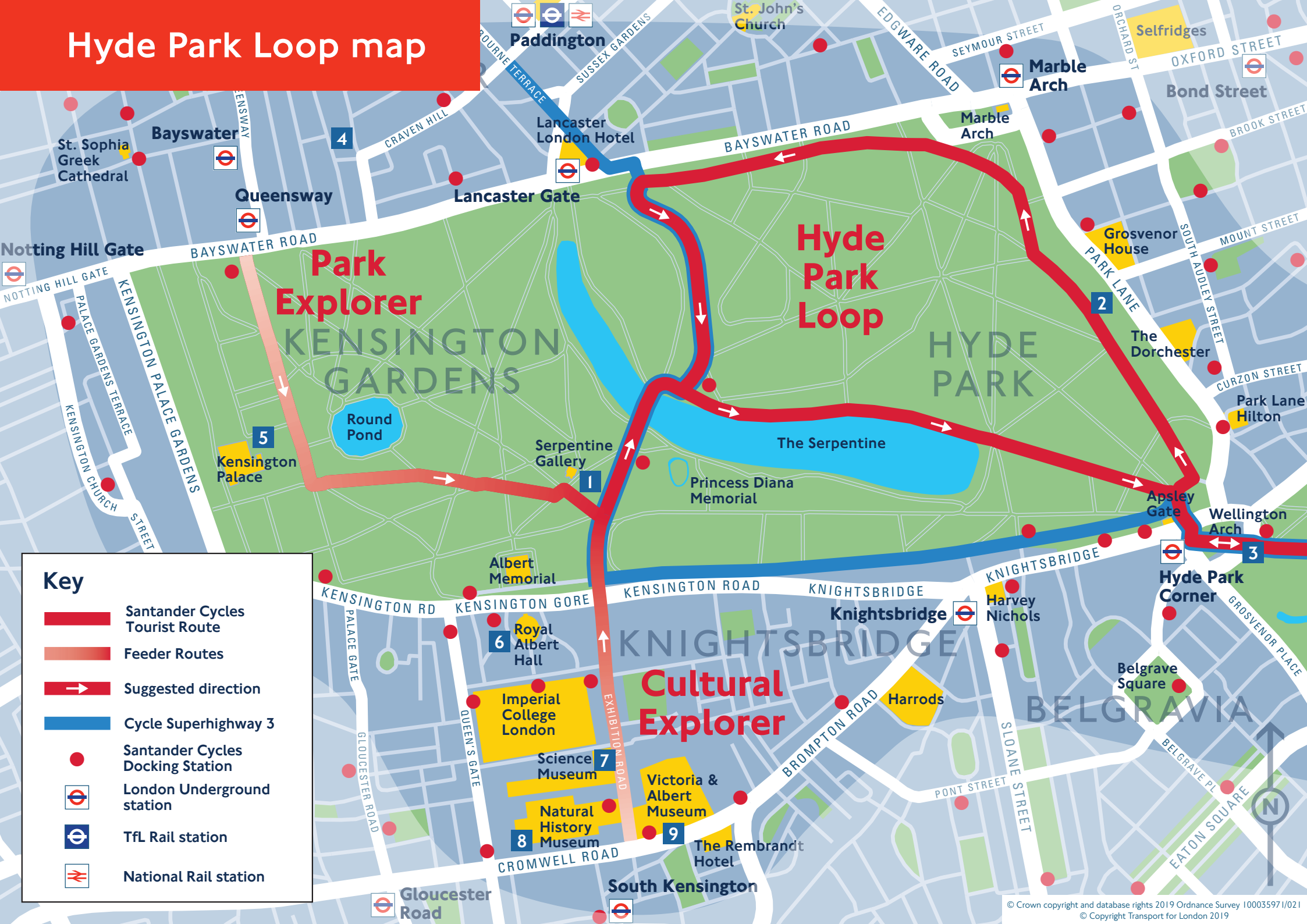
All 30 minute journeys are included in the £2 price of your 24 hour access period. After those first 30 minutes of each journey, it's £2 per 30 minutes. Don't worry though, there are plenty of docking stations along the route where you can drop off your cycle, enjoy the attractions mentioned in this guide and then pick up another bike, already included in the price of your original access period.

We've split this guide up into 3 sections – the **Hyde Park Loop**, the **Royal Loop** and the **Thames Loop**. This guide describes the quickest way through the route from start to finish, but on the map you can see we've marked a few off-shoots that you might find interesting. Some of the highlight attractions in each section of the route are listed too.









To get going with Santander Cycles and find docking stations along the way, download the app from tfl.gov.uk/santandercycles.



Hyde Park Loop map



Key

-  Santander Cycles Tourist Route
-  Feeder Routes
-  Suggested direction
-  Cycle Superhighway 3
-  Santander Cycles Docking Station
-  London Underground station
-  TfL Rail station
-  National Rail station

Hyde Park Loop

The route starts near The Serpentine Gallery. You can hire a Santander Cycle there or at one of the docking stations near the Underground Stations at Hyde Park, including Lancaster Gate, South Kensington, Marble Arch or Hyde Park Corner.

From outside the Serpentine Gallery, cycle over the Serpentine Lido and turn right on to Serpentine Road, follow along The Serpentine past the café down to Aspley Gate.

1 Serpentine Galleries

Contemporary art lovers should drop by the Serpentine Galleries. A leading arts institution in the heart of Kensington Gardens it comprises of two galleries and the architect-commissioned Summer Pavilion.



2 Joy of Life Fountain

The Joy of Life fountain is a brilliantly bonkers bit of swinging 60s exuberance. Designed by T. B. Huxley-Jones, it stands on the site of a reservoir once supplying the royal palaces with drinking water.



3 Wellington Arch

One of London's best-known landmarks, Wellington Arch was originally intended as an outer entrance to Buckingham Palace. The sculpture that crowns the arch today was placed there in 1912.



**4 Bayswater –
Leinster Gardens False Façades**

23 and 24 Leinster Gardens are actually fake house fronts, originally built in 1868 to hide the tunnel and underground tracks of the world's first underground railway – the Metropolitan Line.



5 Kensington – Kensington Palace

Spend a few hours visiting the fashionable residence of royals from William III to William and Kate. Highlights include Jacobean architecture, impeccable grounds and a major exhibition showcasing dresses belonging to Diana the Princess of Wales.



6 Kensington Gore – Royal Albert Hall

Built as a memorial to Queen Victoria's husband in 1871, the Royal Albert Hall's impressive exterior is matched by the regal red and gold interior. The world-famous home of the Proms series, pop and rock concerts and circus extravaganzas.



7 Exhibition Road – Science Museum

If you've always wanted to pilot a flight simulator then head to the Science Museum. With seven floors of educational and entertaining exhibits, including the Apollo 10 command module and an in-house IMAX cinema.

8 Cromwell Road – Natural History Museum

Both a beautiful building and modern research institution, there's 80 million specimens to see here on top of fresh new exhibitions. A fantastic diving blue whale skeleton is now resident in the Hintze Hall.

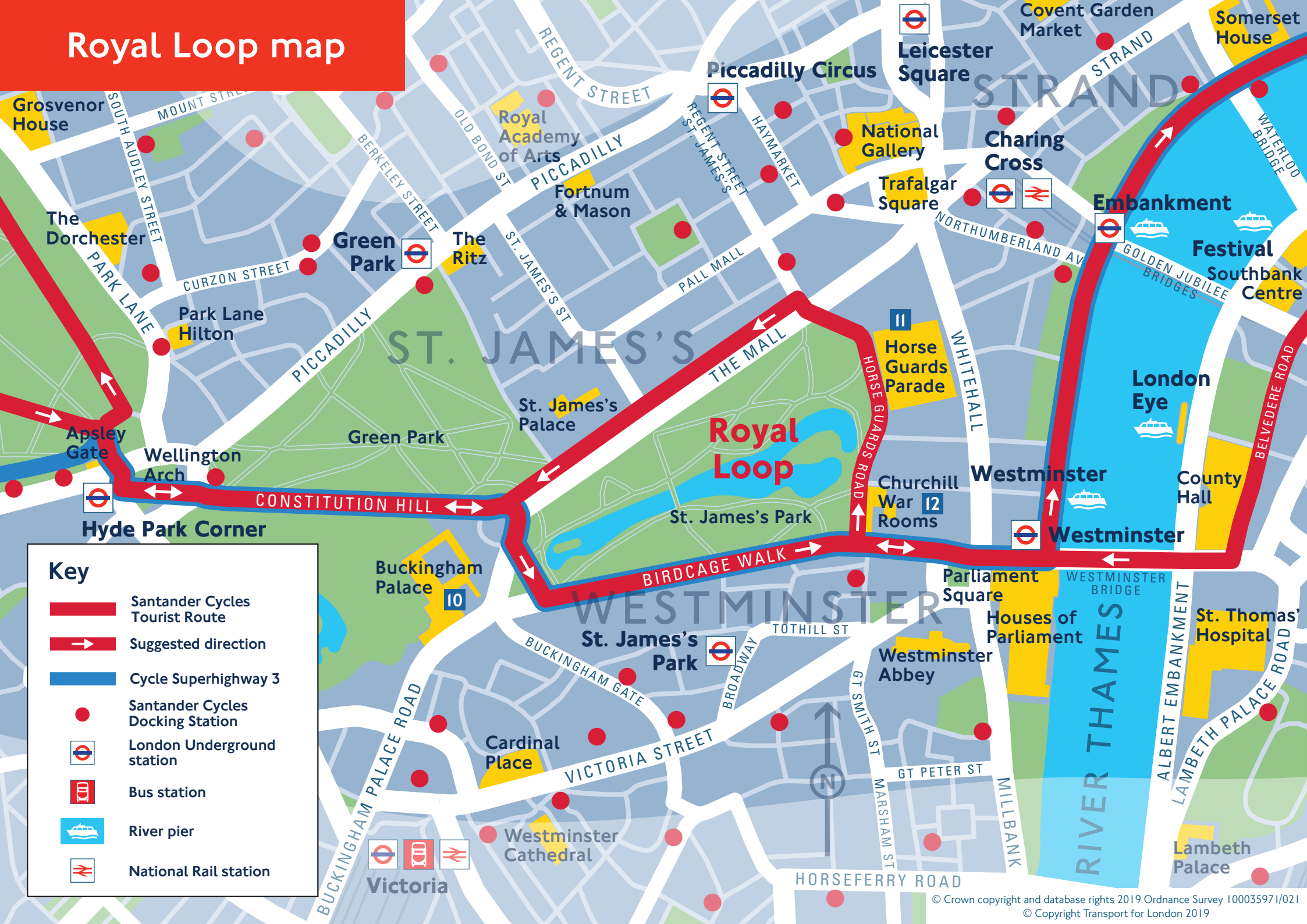


**9 Cromwell Road –
Victoria and Albert Museum**


One of the world's most magnificent museums for applied arts. Some 150 galleries house an array of wonderfully curated pieces spanning many centuries, from the Raphael Cartoons to the Ardabil Carpet and a Hello Kitty rice cooker.



Royal Loop map



Key

-  Santander Cycles Tourist Route
-  Suggested direction
-  Cycle Superhighway 3
-  Santander Cycles Docking Station
-  London Underground station
-  Bus station
-  River pier
-  National Rail station

Royal Loop

At the end of Serpentine Road turn right on to South Carriage Drive and towards the crossing. Cross here and follow under the arch towards Wellington Arch across the main roundabout. From here follow along Constitution Hill towards Buckingham Palace.

Staying in the cycle lane, take Spur Road over the roundabout, following signs onto CS3. Continue to follow towards Westminster and Westminster Bridge.



10 Queens Gallery – Buckingham Palace

All year long you can look round The Queen's Gallery, where you'll find pieces from the Royal Collection. Stroll along the Royal Mews from February to November. The State Rooms are open throughout August and September.



11 Horse Guards Parade

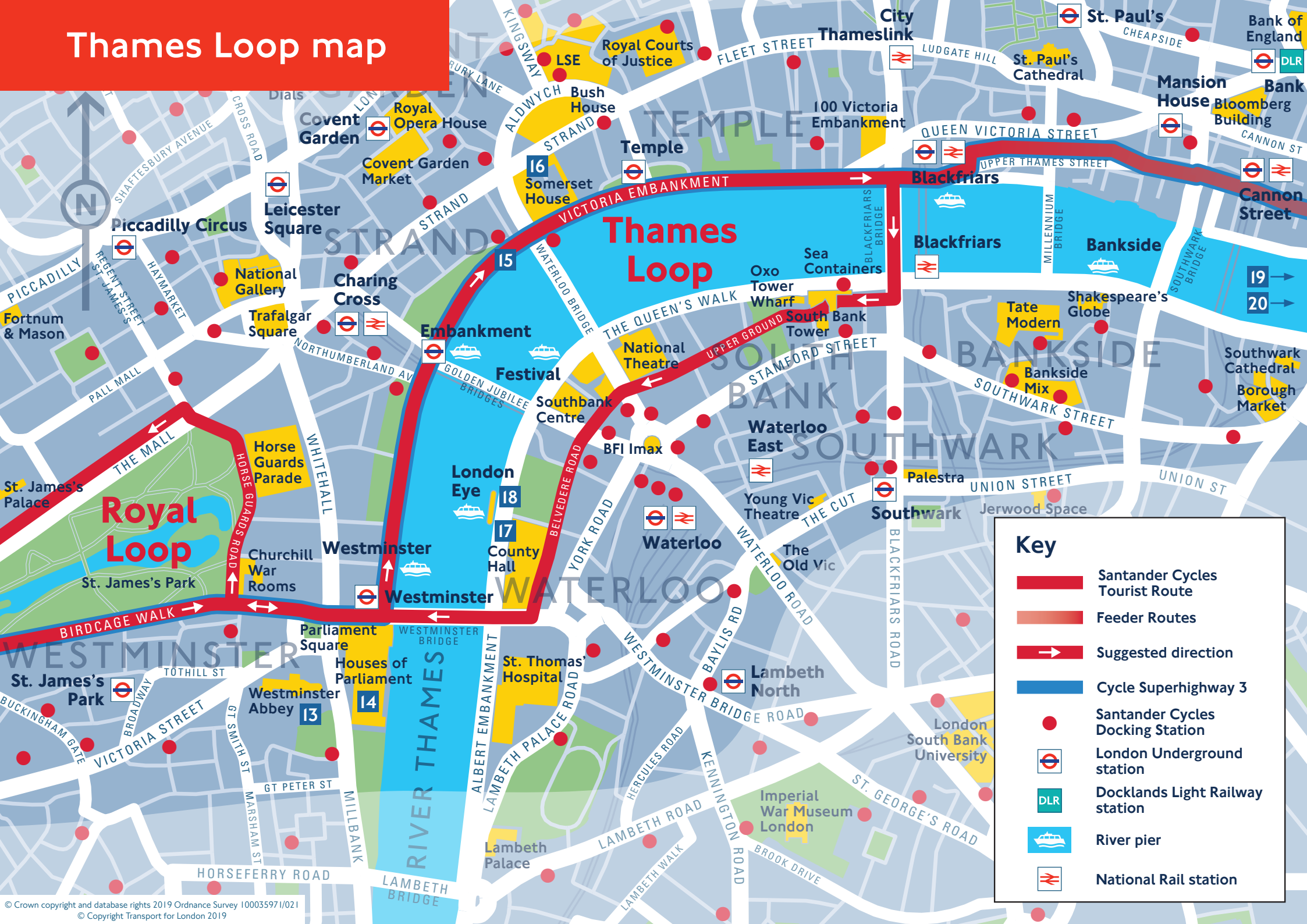
This parade ground is used for royal parades and ceremonies. Every morning the ceremony of Changing of the Guard takes place (11am Monday – Saturday, 10am on Sunday). The annual Trooping of The Colour also takes place here.

12 Churchill War Rooms

Beneath Westminster, the Cabinet War Rooms were at the heart of Churchill's wartime strategies. There is a lot to take in and together with the Churchill Museum makes a fascinating and unique place to visit.



Thames Loop map



| Key | |
|-----|----------------------------------|
| | Santander Cycles Tourist Route |
| | Feeder Routes |
| | Suggested direction |
| | Cycle Superhighway 3 |
| | Santander Cycles Docking Station |
| | London Underground station |
| | Docklands Light Railway station |
| | River pier |
| | National Rail station |

Thames Loop

After passing Big Ben on your right, turn left before the bridge and continue along CS3.

Turn right on to Blackfriars Bridge, following signs for CS6.

After crossing Blackfriars Bridge, take the first right onto Upper Ground.

Continue along the road and at the junction of Concert Hall Approach and Belvedere Road, continue straight onto Belvedere Road, using the cycling entrance on the left of the barrier.

Continue straight and at the end of the road, use the cycle ramp on the right hand side and use the crossing to join the cycle lane, turning right towards Westminster Bridge to complete the loop.



13 Westminster Abbey

The only place in London where 16 royal weddings, funerals and every coronation since 1066 have taken place. Walk past the tombs of 17 kings and queens, as well as famous figures including Darwin and Dickens.



14 Houses of Parliament

Tours offer a unique combination of a thousand years of history, modern day politics and stunning art and architecture. An audio tour lasting about an hour features both Houses, Mr Speaker and Black Rod.

15 Cleopatra's Needle

Presented to the British Government in 1819 in commemoration of the victories of Nelson and Abercrombie over the French in Egypt, the needle was made for Pharaoh Thotmes III in 1460 BC. The only connection to Cleopatra is that it came from her royal city, Alexandria.



16 Somerset House

Rebuilt in 1775, Somerset House features the Courtauld art gallery and a beautiful fountain court that hosts outdoor cinema and live music events in Summer and an ice skating rink in winter.



17 Sea Life London Aquarium

Walk through, over and under colourful aquatic worlds from the tropical to the Arctic at Sea Life Aquarium. Visit Shark Walk, Atlantic Depths and Ray Lagoon – all beside the River Thames.



18 London Eye

One of the most iconic structures on the London skyline, the London Eye observation wheel will take you to heights up to 135 metres. On a clear day you can see Windsor Castle in the distance.



19 Tower Hill – Tower of London

Experience London's history, from the flamboyant to the frightful, at this eleventh-century fortress. Wonder at the Crown Jewels, torture tools, Royal Armouries, or take a tour with a 'Beefeater' (Yeoman Warder).



20 Tower Hill – Tower Bridge

One of the most famous river crossings in the world, Tower Bridge is actually only 125 years old. You might be lucky enough to see the bridge lift-up in the middle if a large vessel is passing underneath.





Enjoy your ride!